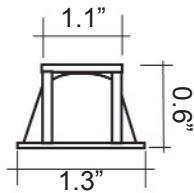


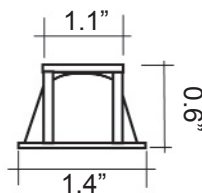
“MONO” Power LED Spot

High Brightness LED spot - 1W - 350mA

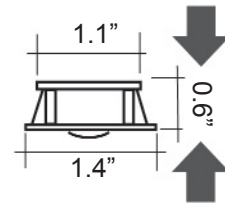
- Light power 50 - 100 lumen
- MONO 2 and F are suitable for being built in standard Ø 1.4” down-lights (MR 11 size)
- Supplied with 3.3ft cable and Mini Amp connector
- Different lens degrees available: narrow, medium and wide beam.
- White LED color standard. Other LED colors available on request.



MONO 1
Diffused



MONO 2 MR11
Diffused



MONO F MR11
Flat Precision

Model	W Equivalent Power	Lumen Type	Lux @1m (cd)				V (typ.)	I (typ.)	Part Number
			Narrow	Medium	Wide	Flat			
MONO	3.5	50	850	285	90	85	3.6V	350mA	QT-MONOXX00X
MONO T	6	80	1100	385	126	110	3.1V	350mA	QT-MONOXXT0X
MONO U	7.5	100	1700	550	180	140	3.1V	350mA	QT-MONOXXU0X

Lens

- N - Narrow Diffused
- M - Medium Diffused
- W - Wide Diffused
- F - Wide Flat Precision
- R - Mini Narrow Diffused
- O - Mini Medium Diffused
- S - no lens

please specify LED color

- White - B ○
- Warm White - W ●
- Red - R ●
- Green - V ●
- Amber - A ●
- Blue - C ●

